


# Eclipse Hermetic Gas

## Boosters

Series HB



### Type Designations

The booster is identified by catalog model, assembly number, and ordering part number.

The catalog model number has the form HB-*oirr-hp*, where

HB = hermetic booster prefix

**o** = outlet nominal pipe size

**i** = inlet nominal pipe size

**rr** = rotor nominal diameter

**hp** = motor horsepower

The assembly number identifies a related drawing.

The ordering part number gives complete detail that includes the model, the type ("BS" Standard series or "DG" Digester Gas), the motor, rotation (CW or CCW), and outlet position.

### Materials of Construction

Steel housing with power coated finish

Aluminum rotor

The internal surfaces of the type "DG" housing are coated with epoxy.

### Gas Compatibility

"BS": Air, Natural Gas, Manufactured Gas, Propane/Air or other air/gas mixtures within Class I Group D rating that are not corrosive to aluminum and steel.

"DG": Digester gas, bio-gas, landfill gas, sour gas. Please contact Eclipse with specific fuel composition information to review compatibility.

### Maximum Pressure

Maximum inlet, outlet, or test pressure must not exceed 5 PSIG.

### Operating Temperature Requirements

The maximum inlet gas temperature is 95°F. Provide ventilation and ambient air convection around the booster. Shield from direct sunlight or other sources of radiant energy.

## Agency Approval

UL listed for use with natural or manufactured gases, File MH10098  
Massachusetts Board of Registration of Plumbers and Gas Fitters

## Inlet Connection

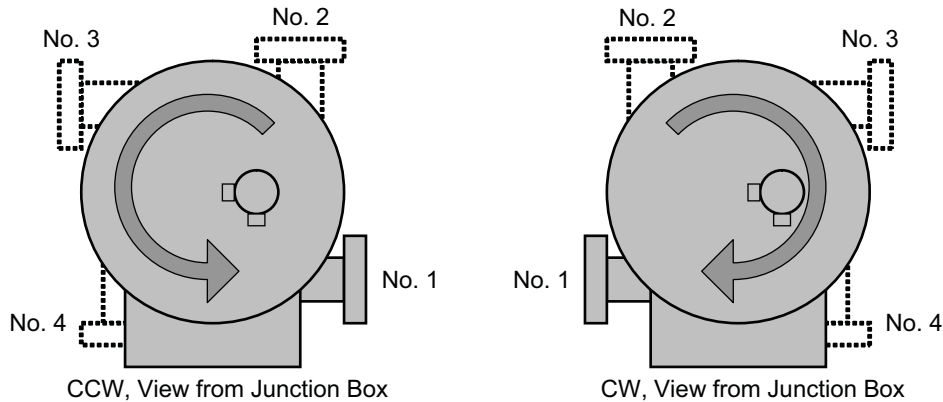
Refer to the table on page 4 to determine the connection for each model. Models 3412, 4412, 3314, and 4414 have NPT threaded coupling and the others have flanges for ANSI Class 125/150 bolt patterns. A companion flange is not included as part of the assembly.

## Outlet Connections

Refer to the table on page 4 to determine the connection for each model. Models with 3 and 4 inch outlet sizes and rotor size 15 or less are NPT threaded. Models with 4 to 8 inch outlet sizes and rotor size 17 or greater have flanges for ANSI Class 125 / 150 bolt patterns. A companion flange is not included as part of the assembly.

## Outlet Positions

Rotations and positions are shown in the diagram. Rotation is viewed from the side with the electrical junction box. The standard assembly is position #1, CCW.



## Flow Capacity and Pressure Boost

The table on page 6 lists typical flow capacity in cubic feet per hour and the added pressure boost of 4 types of gases on each model. For gases other than the specific gravity shown, the performance can be predicted by:

$$\text{Capacity of Gas} = (\text{Capacity with Air}) \div (\text{Specific Gravity of Gas})$$

$$\text{Pressure of Gas} = (\text{Pressure with Air}) \times (\text{Specific Gravity of Gas})$$

The discharge or outlet pressure of the booster is the sum of the inlet pressure and the pressure boost rating:

Example using the rating of HB-4614-1 with Natural Gas:

6" w.c. inlet gas pressure

+ 9" w.c. pressure boost

15" w.c. discharge pressure

This means that if the inlet pressure to the booster varies, then the outlet pressure will vary directly by the same amount.

## Minimum Flow and Turndown

Turndown is no minimum flow requirement where the booster may have instability or cavitations. However, some operating conditions may cause the motor temperature to approach its insulation limit of 240°F. Establishing a minimum flow can provide cooling for the motor and prolong its life.

Another method for cooling uses an outlet to inlet recirculation loop employing either convective cooling or a heat exchanger that is fan forced or liquid cooled. The following conditions can cause excessive motor temperature:

1. Ambient temperature or gas inlet greater than 95°F
2. Booster enclosed or restricted air flow around the housing
3. Booster exposed to sunlight
4. Altitude is more than 3000 feet
5. Under or over voltage greater than 10%
6. Phase voltage unbalance greater than 1%
7. Frequent starts, more than 1 every 15 minutes

Excessive motor temperature may also result if two or more of the above conditions are near the defined limits. When using minimum flow to provide cooling, ensure flows of at least:

- 1000 cfm for boost pressures under 17" w.c.
- 2500 cfm for boost pressures at 17" w.c. or more

**Exception:** The HB-LC-3316-3/4 model is for high turndown applications up to 50:1 and where a low capacity flow may be present for long periods.

## HB-LC-3316-3/4

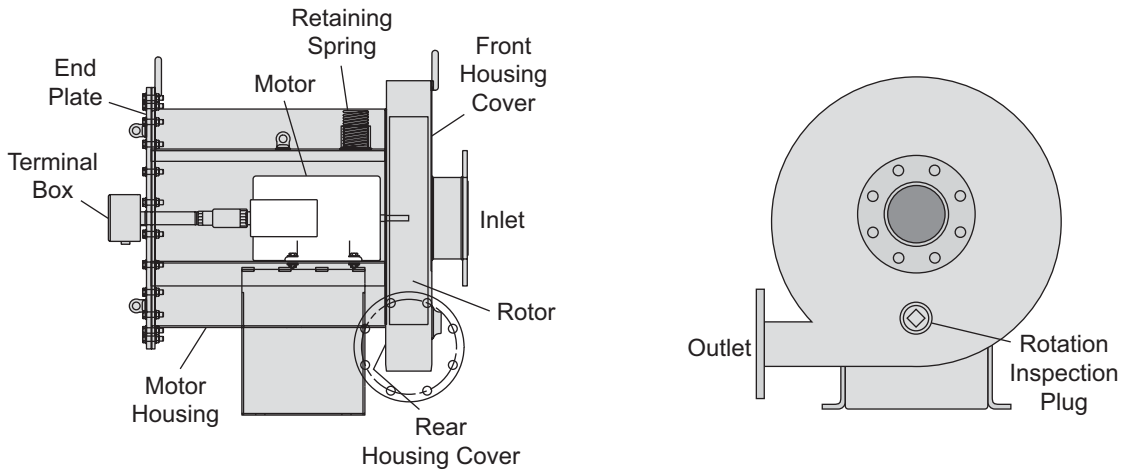


### Motor

UL, CSA, Class 1 Group D explosion-proof fan cooled, epoxy coated, with LTI CHRISTO-LUBE<sup>®</sup> MCG-134, #2 consistency bearing lubrication, with bearings that can be relubricated on 3HP and larger motors.

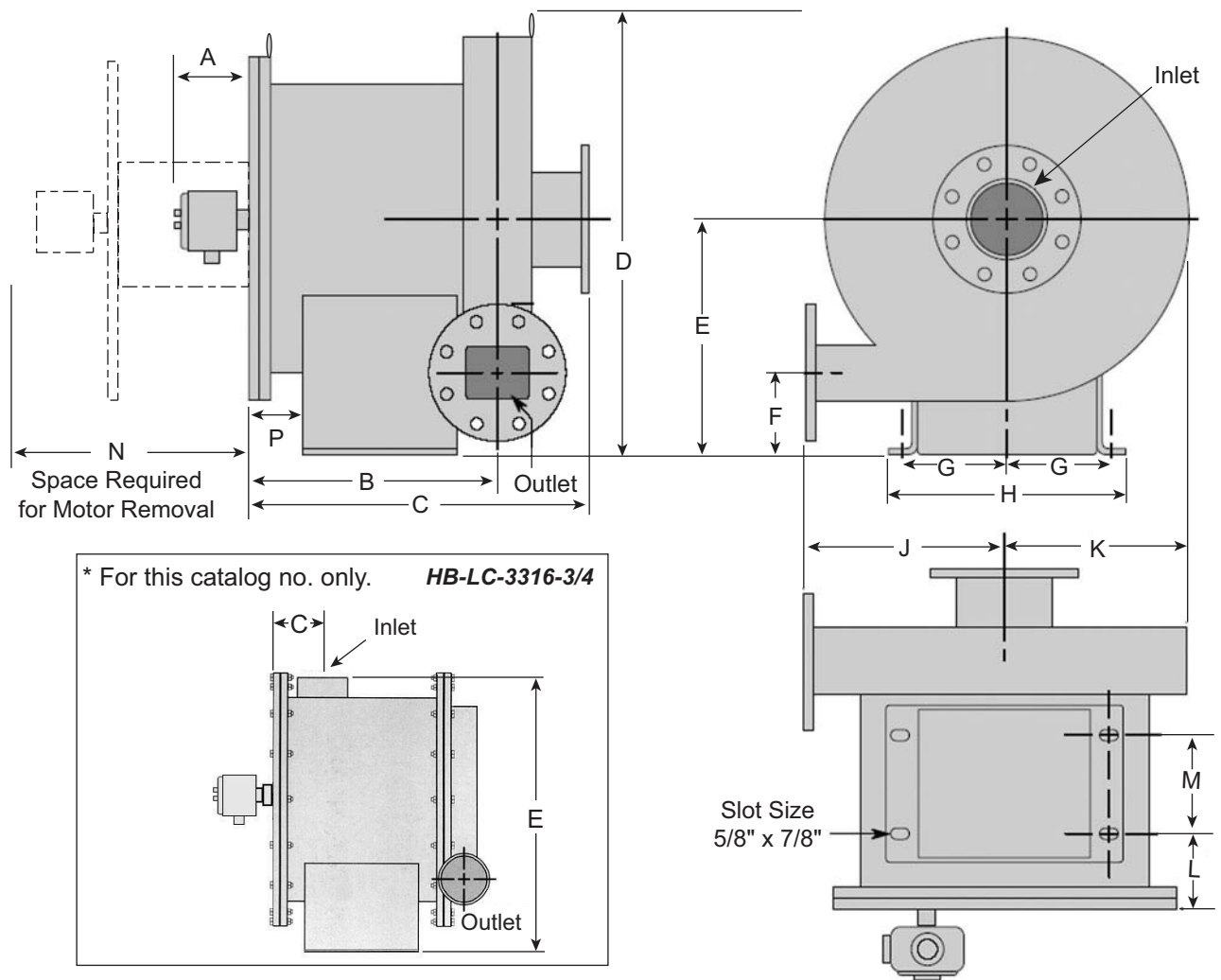
Part No.	HP	Voltage	Phase	Frame	F.L. Amps	T-Stat Wires	Bearing Lubrication Ability	Weight lbs
20993	0.5	115/230	1	56	7.4/3.7	No	Sealed	27
10010600	0.5	208	1	56	3.4	No	Sealed	27
10002176	0.5	208	3	56	3.4	No	Sealed	30
20994	0.5	230/460	3	56	2.2/1.1	No	Sealed	30
20997	0.75	115/230	1	56	9.8/4.9	No	Sealed	41
20997-1	0.75	208	1	56	5.5	No	Sealed	41
10002177	0.75	208	3	56	2.7	No	Sealed	29
20996	0.75	230/460	3	56	2.6/1.3	No	Sealed	29
10002178	1	208	3	56	3.1	Yes	Sealed	35
20995	1	230/460	3	56	3.6/1.8	Yes	Sealed	31
10002179	1.5	208	3	143T	5.2	Yes	Sealed	41
14474	1.5	230/460	3	143T	4.2/2.1	Yes	Sealed	50
10002181	2	208	3	145T	5.7	Yes	Sealed	55
14475	2	230/460	3	145T	5.2/2.6	Yes	Sealed	55
10002182	3	208	3	182T	7.8	Yes	Ports	83
14477	3	230/460	3	182T	7.4/3.7	Yes	Ports	83
14492	5	208	3	184T	14	Yes	Ports	54
14479	5	230/460	3	184T	12/6.0	Yes	Ports	97
1002919	7.5	208	3	213T	21	Yes	Ports	149
14480	7.5	230/460	3	213T	17.8/8.9	Yes	Ports	167
10002920	10	208	3	213T	27	Yes	Ports	170
14764	10	230/460	3	215T	23.2/11.6	Yes	Ports	162
14483	15	208	3	254T	38	Yes	Ports	292
14765	15	230/460	3	254T	34/17	Yes	Ports	292
15572	20	208	3	256T	58	Yes	Ports	371
15573	20	230/460	3	256T	46/23	Yes	Ports	371

## Dimensions - Assembly View



Catalog Number	Assembly	Motor HP	Outlet					Inlet				
			Size	O.D.	Bolt Circle	Bolt Hole	No of Bolts	Size	O.D.	Bolt Circle	Bolt Hole	No of Bolts
*HB-LC-3316-3/4	202835	3/4	3 NPT	4	-	-	-	3 NPT	4	-	-	-
HB-3314-1/2	202577	1/2	3 NPT	4	-	-	-	3 NPT	4	-	-	-
HB-3412-1/2	202482	1/2	3 NPT	4	-	-	-	4 NPT	5	-	-	-
HB-4412-1/2	202511	1/2	4 NPT	5	-	-	-	4 NPT	5	-	-	-
HB-4412-1	202511	1	4 NPT	5	-	-	-	4 NPT	5	-	-	-
HB-4414-1	202615	1	4 NPT	5	-	-	-	4 NPT	5	-	-	-
HB-4614-1	202386	1	4 NPT	5	-	-	-	6	11	9-1/2	3/4	8
HB-4614-1-1/2	202634	1-1/2	4 NPT	5	-	-	-	6	11	9-1/2	3/4	8
HB-4615-1	202469	1	4 NPT	5	-	-	-	6	11	9-1/2	3/4	8
HB-4617-1	202383	1	4	9	7-1/2	7/8	8	6	11	9-1/2	3/4	8
HB-4617-1-1/2	202603	1-1/2	4	9	7-1/2	7/8	8	6	11	9-1/2	3/4	8
HB-4619-1-1/2	202397	1-1/2	4	9	7-1/2	3/4	8	6	11	9-1/2	3/4	8
HB-4619-2	202397	2	4	9	7-1/2	3/4	8	6	11	9-1/2	3/4	8
HB-4623-3	202519	3	4	9	7-1/2	3/4	8	6	11	9-1/2	3/4	8
HB-4623-5	202519	5	4	9	7-1/2	3/4	8	6	11	9-1/2	3/4	8
HB-4628-5	202391	5	4	9	7-1/2	3/4	8	6	11	9-1/2	3/4	8
HB-4628-7-1/2	202393	7-1/2	4	9	7-1/2	3/4	8	6	11	9-1/2	3/4	8
HB-4628-10	202393	10	4	9	7-1/2	3/4	8	6	11	9-1/2	3/4	8
HB-6615-1-1/2	202514	1-1/2	6	11	9-1/2	3/4	8	6	11	9-1/2	3/4	8
HB-6615-2	202514	2	6	11	9-1/2	3/4	8	6	11	9-1/2	3/4	8
HB-6617-2	202612	2	6	11	9-1/2	3/4	8	6	11	9-1/2	3/4	8
HB-6617-3	202628	3	6	11	9-1/2	3/4	8	6	11	9-1/2	3/4	8
HB-6619-3	202537	3	6	11	9-1/2	3/4	8	6	11	9-1/2	3/4	8
HB-6619-5	202489	5	6	11	9-1/2	3/4	8	6	11	9-1/2	3/4	8
HB-6623-7-1/2	202507	7-1/2	6	11	9-1/2	3/4	8	6	11	9-1/2	3/4	8
HB-6623-10	202507	10	6	11	9-1/2	3/4	8	6	11	9-1/2	3/4	8
HB-8817-5	202638	5	8	13-1/2	11-3/4	7/8	8	8	13-1/2	11-3/4	7/8	8
HB-8819-7-1/2	202597	7-1/2	8	13-1/2	11-3/4	7/8	8	8	13-1/2	11-3/4	7/8	8
HB-8819-10	202597	10	8	13-1/2	11-3/4	7/8	8	8	13-1/2	11-3/4	7/8	8
HB-8823-15	202622	15	8	13-1/2	11-3/4	7/8	8	8	13-1/2	11-3/4	7/8	8
HB-8823-20	202622	20	8	13-1/2	11-3/4	7/8	8	8	13-1/2	11-3/4	7/8	8
HB-8828-10	202503	10	8	13-1/2	11-3/4	7/8	8	8	13-1/2	11-3/4	7/8	8
HB-8828-15	202562	15	8	13-1/2	11-3/4	7/8	8	8	13-1/2	11-3/4	7/8	8
HB-8828-20	202562	20	8	13-1/2	11-3/4	7/8	8	8	13-1/2	11-3/4	7/8	8

## Dimensions - Assembly View (Continued)



Catalog No	Assembly	Dimensions - Inches (mm), Position #1, to the nearest 1/8														Approx. Shipping Wt-Lbs
		A	B	C	D	E	F	G	H	J	K	L	M	N	P	
HB-LC-3316-3/4 (see above)	202835	4-1/2 (114)	16-1/4 (413)	6-1/8 (156)	29-1/2 (749)	26-3/4 (678)	5-1/4 (133)	7-1/2 (191)	17 (432)	12-3/8 (313)	12-1/2 (318)	3-7/8 (98)	7 (178)	48 (1219)	2-1/2 (63)	230
HB-3314-1/2	202577	4-1/2 (114)	17-1/2 (443)	20-1/8 (511)	26 (660)	14-1/8 (360)	5-7/8 (149)	6-1/2 (165)	15 (381)	10-3/4 (272)	9-5/8 (243)	8-3/8 (213)	5 (127)	29 (737)	6-7/8 (174)	175
HB-3412-1/2	202482	4-1/2 (114)	18-1/4 (463)	21-5/8 (548)	24-1/2 (622)	12-5/8 (322)	5-1/4 (133)	6-3/8 (162)	14-3/4 (375)	10-1/8 (256)	9-1/8 (232)	8-3/8 (213)	5 (127)	30 (762)	6-7/8 (174)	165
HB-4412-1/2	202511	4-1/2 (114)	18-1/4 (463)	21-5/8 (548)	24 (611)	12-5/8 (322)	5-3/4 (147)	6-3/8 (162)	14-3/4 (375)	10-7/8 (275)	9-1/8 (232)	8-3/8 (213)	5 (127)	31 (787)	6-7/8 (174)	170
HB-4412-1	202511	4-1/2 (114)	18-1/4 (463)	21-5/8 (548)	24 (611)	12-5/8 (322)	5-3/4 (147)	6-3/8 (162)	14-3/4 (375)	10-7/8 (275)	9-1/8 (232)	8-3/8 (213)	5 (127)	31 (787)	6-7/8 (174)	186
HB-4414-1	202615	4-1/2 (114)	17-1/2 (443)	20-1/8 (511)	25-1/2 (649)	14-1/8 (360)	5-7/8 (149)	6-1/2 (165)	15 (381)	10-7/8 (275)	9-5/8 (243)	8-3/8 (213)	5 (127)	30 (762)	6-7/8 (174)	185
HB-4614-1	202386	4-1/2 (114)	18 (457)	22-5/8 (575)	29 (737)	16 (406)	7-1/4 (183)	8 (203)	18 (457)	13-7/8 (351)	10-1/4 (260)	6-1/4 (159)	7 (178)	31 (787)	4-3/4 (121)	195
HB-4614-1-1/2	202634	4-1/2 (114)	18 (457)	22-5/8 (575)	29 (737)	16 (406)	7-1/4 (183)	8 (203)	18 (457)	13-7/8 (351)	10-1/4 (260)	6-1/4 (159)	7 (178)	31 (787)	4-3/4 (121)	205
HB-4615-1	202469	4-1/2 (114)	18 (457)	22-5/8 (575)	28 (711)	16 (406)	7-1/4 (183)	8 (203)	18 (457)	13-7/8 (351)	10-1/4 (260)	6-1/4 (159)	7 (178)	31 (787)	4-3/4 (121)	200
HB-4617-1	202383	4-1/2 (114)	17-3/4 (452)	21-7/8 (555)	29 (737)	15-1/2 (394)	5-3/4 (145)	8-3/4 (222)	19-1/2 (495)	13-3/8 (340)	11-3/8 (288)	5-3/8 (137)	7 (178)	30 (762)	3-3/8 (87)	220

## Dimensions - Assembly View (Continued)

Catalog No	Assembly	Dimensions - Inches, Position #1, to the nearest 1/8														Approx. Shipping Wt-Lbs
		A	B	C	D	E	F	G	H	J	K	L	M	N	P	
HB-4617-1-1/2	202603	4-1/2 (114)	17-3/4 (452)	21-7/8 (555)	29 (737)	15-1/2 (394)	5-3/4 (145)	8-3/4 (222)	19-1/2 (495)	13-3/8 (340)	11-3/8 (288)	5-3/8 (137)	7 (178)	30 (762)	3-3/8 (87)	265
HB-4619-1-1/2	202397	4-1/2 (114)	15-3/4 (400)	20-1/8 (511)	34-1/4 (871)	19 (483)	7-1/4 (184)	9 (229)	20 (508)	14-3/8 (365)	13-3/8 (339)	4-3/4 (121)	6 (152)	28 (711)	2-3/4 (70)	260
HB-4619-2	202397	4-1/2 (114)	15-3/4 (400)	20-1/8 (511)	34-1/4 (871)	19 (483)	7-1/4 (184)	9 (229)	20 (508)	14-3/8 (365)	13-3/8 (339)	4-3/4 (121)	6 (152)	28 (711)	2-3/4 (70)	270
HB-4623-3	202519	4-1/2 (114)	22-1/4 (564)	26-3/4 (681)	38-1/8 (968)	20 (508)	6-3/8 (162)	12 (305)	26 (660)	15-3/8 (391)	15-3/8 (392)	5-7/8 (148)	13 (330)	35 (889)	2-1/2 (63)	408
HB-4623-5	202519	4-1/2 (114)	22-1/4 (564)	26-3/4 (681)	38-1/8 (968)	20 (508)	6-3/8 (162)	12 (305)	26 (660)	15-3/8 (391)	15-3/8 (392)	5-7/8 (148)	13 (330)	35 (889)	2-1/2 (63)	492
HB-4628-5	202391	5-3/8 (137)	24-3/4 (629)	29-1/8 (740)	44-1/2 (1130)	23 (584)	6-1/8 (154)	15 (381)	32 (813)	18-3/8 (467)	18-3/4 (475)	2-7/8 (73)	18-3/8 (467)	38 (965)	1-7/8 (48)	640
HB-4628-7-1/2	202393	5-3/8 (137)	24-5/8 (624)	28-7/8 (733)	44-1/2 (1130)	23 (584)	6-1/8 (154)	15 (381)	32 (813)	18-3/8 (467)	18-3/4 (475)	2-7/8 (73)	18-3/8 (467)	38 (965)	1-7/8 (48)	643
HB-4628-10	202393	5-3/8 (137)	24-5/8 (624)	28-7/8 (733)	44-1/2 (1130)	23 (584)	6-1/8 (154)	15 (381)	32 (813)	18-3/8 (467)	18-3/4 (475)	2-7/8 (73)	18-3/8 (467)	38 (965)	1-7/8 (48)	680
HB-6615-1-1/2	202514	4-1/2 (114)	19-1/8 (485)	24-5/8 (624)	29-7/8 (759)	16 (406)	7-1/4 (183)	8 (203)	18 (457)	12-3/8 (314)	11-3/4 (298)	6-5/8 (169)	7 (178)	32 (813)	5-1/4 (132)	260
HB-6615-2	202514	4-1/2 (114)	19-1/8 (485)	24-5/8 (624)	29-7/8 (759)	16 (406)	7-1/4 (183)	8 (203)	18 (457)	12-3/8 (314)	11-3/4 (298)	6-5/8 (169)	7 (178)	32 (813)	5-1/4 (132)	260
HB-6617-2	202612	4-1/2 (114)	21-1/4 (541)	26-1/8 (662)	30-1/4 (767)	16 (406)	6-1/2 (165)	8-3/4 (222)	19-1/2 (495)	13-3/8 (340)	11-3/8 (288)	9-1/4 (235)	7 (178)	33 (838)	7-3/4 (197)	320
HB-6617-3	202628	4-1/2 (114)	21-1/4 (541)	26-1/8 (662)	31-7/8 (811)	16 (406)	6-1/2 (165)	8-3/4 (222)	19-1/2 (495)	13-3/8 (340)	11-3/8 (288)	9-1/4 (235)	7 (178)	34 (864)	7-3/4 (197)	375
HB-6619-3	202537	4-1/2 (114)	20-1/2 (522)	25-1/8 (638)	34-1/4 (871)	19 (483)	7-1/4 (184)	8-7/8 (225)	19-3/4 (502)	14-3/8 (365)	13-3/8 (339)	6-5/8 (168)	18-3/4 (478)	33 (838)	4-5/8 (117)	352
HB-6619-5	202489	4-1/2 (114)	21-3/8 (544)	26-3/4 (679)	34-1/4 (871)	19 (483)	7-1/4 (184)	10-1/2 (267)	23 (584)	14-3/8 (365)	13-3/8 (339)	6-5/8 (168)	8-3/4 (224)	35 (889)	4-5/8 (117)	375
HB-6623-7-1/2	202507	4-1/2 (114)	22-1/2 (573)	27-3/4 (706)	38-1/8 (968)	20 (508)	7-3/8 (188)	12 (305)	26 (660)	17-3/8 (441)	15-3/8 (390)	4-1/4 (108)	7 (178)	36 (914)	2-3/4 (71)	640
HB-6623-10	202507	4-1/2 (114)	22-1/2 (573)	27-3/4 (706)	38-1/8 (968)	20 (508)	7-3/8 (188)	12 (305)	26 (660)	17-3/8 (441)	15-3/8 (390)	4-1/4 (108)	7 (178)	36 (914)	2-3/4 (71)	680
HB-8817-5	202638	4-1/2 (114)	27-1/4 (692)	33-1/8 (840)	39-1/2 (1003)	22-1/2 (572)	12-1/2 (318)	8-3/8 (213)	18-3/4 (476)	13-7/8 (352)	13-7/8 (352)	5-3/4 (146)	10 (254)	41 (1041)	4-1/4 (108)	440
HB-8819-7-1/2	202597	4-1/2 (114)	26-5/8 (677)	32-1/4 (819)	42-1/2 (1079)	25-1/4 (641)	12-1/4 (311)	11-1/4 (286)	24 (610)	15-1/2 (394)	15-1/8 (384)	5-7/8 (148)	10 (254)	40 (1016)	3 (76)	550
HB-8819-10	202597	4-1/2 (114)	26-5/8 (677)	32-1/4 (819)	42-1/2 (1079)	25-1/4 (641)	12-1/4 (311)	11-1/4 (286)	24 (610)	15-1/2 (394)	15-1/8 (384)	5-7/8 (148)	10 (254)	40 (1016)	3 (76)	575
HB-8823-15	202622	4-1/2 (114)	26-7/8 (683)	32-3/8 (822)	42-1/4 (1073)	23-1/4 (591)	8-3/4 (221)	12 (305)	26 (660)	16-3/8 (416)	16-7/8 (429)	8-3/8 (214)	13 (330)	41 (1041)	6-7/8 (175)	700
HB-8823-20	202622	4-1/2 (114)	26-7/8 (683)	32-3/8 (822)	42-1/4 (1073)	23-1/4 (591)	8-3/4 (221)	12 (305)	26 (660)	16-3/8 (416)	16-7/8 (429)	8-3/8 (214)	13 (330)	41 (1041)	6-7/8 (175)	740
HB-8828-10	202503	4-1/2 (114)	25-1/8 (639)	30 (763)	43-1/4 (1100)	23 (584)	7-3/8 (188)	15 (381)	32 (813)	22-1/2 (572)	18-3/8 (467)	2-7/8 (73)	18-3/8 (467)	39 (991)	1-7/8 (48)	735
HB-8828-15	202562	5-3/8 (137)	25-1/8 (639)	30-1/4 (768)	43-1/4 (1100)	23 (584)	7-3/8 (188)	15 (381)	32 (813)	22-3/8 (568)	18-3/8 (467)	2-7/8 (73)	18-3/8 (467)	38 (965)	1-7/8 (48)	785
HB-8828-20	202562	5-3/8 (137)	25-1/8 (639)	30-1/4 (768)	43-1/4 (1100)	23 (584)	7-3/8 (188)	15 (381)	32 (813)	22-3/8 (568)	18-3/8 (467)	2-7/8 (73)	18-3/8 (467)	38 (965)	1-7/8 (48)	825

## Flow Capacity & Pressure Boost

Catalog No.	Motor HP	Air - 1.0 Sp Gr		Nat. Gas - 0.65 Sp Gr		Prop./Air - 1.28 Sp Gr		Dig. Gas - 0.82 Sp Gr	
		Flow, CFH	Boost, "w.c.	Flow, CFH	Boost, "w.c.	Flow, CFH	Boost, "w.c.	Flow, CFH	Boost, "w.c.
HB-LC-3316-3/4	3/4	3,500	15	5,500	10	2,700	20	4,300	13
HB-3314-1/2	1/2	3,400	14	5,300	9	2,700	18	4,200	11
HB-3412-1/2	1/2	7,600	10	11,600	6	5,900	13	9,200	8
HB-4412-1/2	1/2	8,100	10	12,500	7	6,300	13	9,900	9
HB-4412-1	1	15,300	9	23,600	6	12,000	12	18,700	7
HB-4414-1	1	13,300	11	20,400	7	10,300	14	16,200	9
HB-4614-1	1	11,500	14	17,800	9	9,000	18	14,100	12
HB-4614-1-1/2	1-1/2	20,100	14	30,900	9	15,700	18	24,500	11
HB-4615-1	1	12,600	16	19,400	11	9,800	21	15,400	13
HB-4617-1	1	14,900	20	23,000	13	11,700	25	18,200	16
HB-4617-1-1/2	1-1/2	17,100	19	26,300	12	13,300	24	20,800	16
HB-4619-1-1/2	1-1/2	8,400	26	12,900	17	6,500	34	10,200	22
HB-4619-2	2	11,500	28	17,800	18	9,000	36	14,100	23
HB-4623-3	3	7,600	36	11,600	23	5,900	46	9,200	29
HB-4623-5	5	21,400	40	33,000	26	16,700	52	26,100	33
HB-4628-5	5	9,500	52	14,600	34	7,400	67	11,500	43
HB-4628-7-1/2	7-1/2	16,800	54	25,800	35	13,100	69	20,500	44
HB-4628-10	10	30,000	54	46,300	35	23,500	69	36,700	44
HB-6615-1-1/2	1-1/2	15,200	16	23,300	10	11,800	20	18,500	13
HB-6615-2	2	23,700	15	36,500	10	18,500	19	28,900	12
HB-6617-2	2	18,100	19	27,900	13	14,100	25	22,100	16
HB-6617-3	3	30,400	20	46,700	13	23,700	26	37,000	16
HB-6619-3	3	20,400	27	31,400	18	15,900	35	24,900	23
HB-6619-5	5	39,100	28	60,200	18	30,500	36	47,700	23
HB-6623-7-1/2	7-1/2	33,700	38	51,800	25	26,300	49	41,100	31
HB-6623-10	10	39,900	38	61,300	25	31,100	48	48,600	31
HB-8817-5	5	52,200	21	80,300	13	40,800	26	63,700	17
HB-8819-7-1/2	7-1/2	54,100	27	83,300	18	42,300	35	66,000	22
HB-8819-10	10	66,500	27	102,300	18	51,900	35	81,000	22
HB-8823-15	15	80,700	40	124,200	26	63,000	51	98,400	33
HB-8823-20	20	96,900	38	149,000	25	75,700	48	118,100	31
HB-8828-10	10	30,400	54	46,700	35	23,700	70	37,000	45
HB-8828-15	15	50,300	57	77,400	37	39,300	73	61,400	47
HB-8828-20	20	74,100	58	114,000	38	57,800	75	90,300	48



**Offered By:**

Power Equipment Company  
2011 Williamsburg Road  
Richmond, Virginia 23231  
Phone (804) 236-3800  
Fax (804) 236-3882

---

[www.peconet.com](http://www.peconet.com)